

JAYPEE NIGRIE SUPER THERMAL POWER PLANT

A DIVISION OF JAIPRAKASH POWER VENTURES LIMITED

ISO CERTIFIED : 9001:2015, 14001:2015 & 45001:2018



QUALITY

ENVIRONMENT

HEALTH & SAFETY

JNSTPP/ENV/2022-23/01

Date-11.07.2022

To
The Member Secretary,
M.P. Pollution Control Board,
Parayavaran Parisar, E-5 Arera Colony
Bhopal (M.P.) - 462016

Subject- Quarterly Air & Water Quality Monitoring Report under Air & Water (Prevention & Control of Pollution) Act 1981 & 1974 respectively.

Dear Sir,

Please find enclosed herewith Ambient Air Quality, Stack Emission Monitoring, ETP Treated Water (RO Permeate) & STP Treated Water Analysis Reports for the **Quarter (April, 2022- June, 2022)** for Jaypee Nigrie Super Thermal Power Plant (A Division of Jaiprakash Power Ventures Ltd.)

Thanking You,

Yours Sincerely,
For Jaypee Nigrie Super Thermal Power Plant
(A Division of Jaiprakash Power Ventures Ltd.)

Vinod Sharma
Sr. President

Encl: - As Above

CC. **Regional Officer**
M.P. Pollution Control Board,
Bhakuar, Naugadh,
District: Singrauli (MP) - 486669

- For kind information please.

Site : Jaypee Nigrie Super Thermal Power Plant, Village & P.O.-Nigrie, Tehsil-Sarai, Distt.-Singrauli (M.P.)
Ph: +91 (7801) 286021 - 36, Fax: +91 (7801) 286020, Email: jpthermal.sidhi@jalindia.co.in
Corp. Office : 'JA House', 63 Basant Lok, Vasant Vihar, New Delhi - 110 057 (India)
Ph: +91 (11) 49828679, 49828642, Fax: +91 (11) 26145389
Regd. Office: Complex of Jaypee Nigrie Super Thermal Power Plant, Nigrie
Tehsil - Sarai, Distt. - Singrauli - 486669 (Madhya Pradesh)
Ph: +91 (7801) 286021 - 39, Fax: +91 (7801) 286020
Website: www.jppowerventures.com **CIN**: L40101MP1994PLC042920

JAYPEE NIGRIE SUPER THERMAL POWER PLANT
(A Division of Jaiprakash Power Ventures Limited)

AMBIENT AIR QUALITY MONITORING REPORT

MONTH: April 2022

LOCATION : Near STP -(Colony Area)						
Name of Week	Particulars	PM2.5 ($\mu\text{g}/\text{m}^3$)	PM10 ($\mu\text{g}/\text{m}^3$)	SO2 ($\mu\text{g}/\text{m}^3$)	NO2 ($\mu\text{g}/\text{m}^3$)	CO (mg/m^3)
1 st	Weekly Average	22.4	45.5	6.5	11.7	0.459
2 nd	Weekly Average	26.7	52.8	6.2	12.0	0.426
3 rd	Weekly Average	27.7	53.3	7.1	12.5	0.437
4 th	Weekly Average	31.7	60.8	7.4	14.5	0.517
LOCATION : Near H2 Gas Cylinder Shed						
Name of Week	Particulars	PM2.5 ($\mu\text{g}/\text{m}^3$)	PM10 ($\mu\text{g}/\text{m}^3$)	SO2 ($\mu\text{g}/\text{m}^3$)	NO2 ($\mu\text{g}/\text{m}^3$)	CO (mg/m^3)
1 st	Weekly Average	28.8	59.8	8.0	13.2	0.545
2 nd	Weekly Average	32.7	63.6	8.3	14.5	0.520
3 rd	Weekly Average	30.4	61.0	8.8	15.3	0.549
4 th	Weekly Average	35.8	68.9	9.9	15.6	0.621
LOCATION : Near Watch Tower 22 (Cement Grinding Unit)						
Name of Week	Particulars	PM2.5 ($\mu\text{g}/\text{m}^3$)	PM10 ($\mu\text{g}/\text{m}^3$)	SO2 ($\mu\text{g}/\text{m}^3$)	NO2 ($\mu\text{g}/\text{m}^3$)	CO (mg/m^3)
1 st	Weekly Average	28.8	58.7	7.1	11.6	0.470
2 nd	Weekly Average	32.3	64.8	6.9	14.2	0.539
3 rd	Weekly Average	33.7	69.7	8.0	13.9	0.579
4 th	Weekly Average	34.8	71.7	8.7	15.1	0.570
LOCATION : Near Fuel Storage Tank						
Name of Week	Particulars	PM2.5 ($\mu\text{g}/\text{m}^3$)	PM10 ($\mu\text{g}/\text{m}^3$)	SO2 ($\mu\text{g}/\text{m}^3$)	NO2 ($\mu\text{g}/\text{m}^3$)	CO (mg/m^3)
1 st	Weekly Average	34.5	68.5	7.9	13.4	0.638
2 nd	Weekly Average	33.8	67.8	8.0	14.0	0.573
3 rd	Weekly Average	36.7	69.2	9.1	16.1	0.596
4 th	Weekly Average	39.3	73.6	10.4	17.1	0.665

For Jaypee Nigrie Super Thermal Power Plant


 Authorized Signatory

Annexure - I

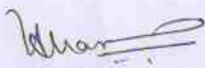
JAYPEE NIGRIE SUPER THERMAL POWER PLANT
(A Division of Jaiprakash Power Ventures Limited)

AMBIENT AIR QUALITY MONITORING REPORT

MONTH: MAY- 2022

LOCATION : Near STP - (Colony Area)						
Name of Week	Particulars	PM2.5 ($\mu\text{g}/\text{m}^3$)	PM10 ($\mu\text{g}/\text{m}^3$)	SO2 ($\mu\text{g}/\text{m}^3$)	NO2 ($\mu\text{g}/\text{m}^3$)	CO (mg/m^3)
1 st	Weekly Average	28.3	52.7	6.8	13.2	0.492
2 nd	Weekly Average	28.8	55.5	6.5	11.7	0.462
3 rd	Weekly Average	31.0	62.7	8.0	13.5	0.494
4 th	Weekly Average	20.4	48.0	5.5	11.1	0.399
LOCATION : Near H2 Gas Cylinder Shed						
Name of Week	Particulars	PM2.5 ($\mu\text{g}/\text{m}^3$)	PM10 ($\mu\text{g}/\text{m}^3$)	SO2 ($\mu\text{g}/\text{m}^3$)	NO2 ($\mu\text{g}/\text{m}^3$)	CO (mg/m^3)
1 st	Weekly Average	33.0	64.8	9.5	16.3	0.587
2 nd	Weekly Average	30.4	65.7	7.1	15.5	0.601
3 rd	Weekly Average	35.3	70.2	8.8	15.3	0.549
4 th	Weekly Average	25.3	53.3	7.5	13.6	0.501
LOCATION : Near Watch Tower 22 (Cement Grinding Unit)						
Name of Week	Particulars	PM2.5 ($\mu\text{g}/\text{m}^3$)	PM10 ($\mu\text{g}/\text{m}^3$)	SO2 ($\mu\text{g}/\text{m}^3$)	NO2 ($\mu\text{g}/\text{m}^3$)	CO (mg/m^3)
1 st	Weekly Average	31.6	64.0	8.0	14.0	0.520
2 nd	Weekly Average	34.8	69.0	7.6	14.3	0.565
3 rd	Weekly Average	36.3	72.2	8.9	16.4	0.585
4 th	Weekly Average	24.6	53.1	6.2	11.4	0.505
LOCATION : Near Fuel Storage Tank						
Name of Week	Particulars	PM2.5 ($\mu\text{g}/\text{m}^3$)	PM10 ($\mu\text{g}/\text{m}^3$)	SO2 ($\mu\text{g}/\text{m}^3$)	NO2 ($\mu\text{g}/\text{m}^3$)	CO (mg/m^3)
1 st	Weekly Average	34.6	68.9	8.3	15.3	0.635
2 nd	Weekly Average	31.2	62.7	6.0	11.9	0.537
3 rd	Weekly Average	35.8	70.7	8.1	14.3	0.554
4 th	Weekly Average	25.9	59.1	7.1	14.0	0.496

For Jaypee Nigrie Super Thermal Power Plant


 Authorized Signatory

JAYPEE NIGRIE SUPER THERMAL POWER PLANT
(A Division of Jaiprakash Power Ventures Limited)

AMBIENT AIR QUALITY MONITORING REPORT

MONTH: JUNE-2022

LOCATION : Near STP -(Colony Area)						
Name of Week	Particulars	PM2.5 ($\mu\text{g}/\text{m}^3$)	PM10 ($\mu\text{g}/\text{m}^3$)	SO2 ($\mu\text{g}/\text{m}^3$)	NO2 ($\mu\text{g}/\text{m}^3$)	CO (mg/m^3)
1 st	Weekly Average	29.4	59.4	7.1	11.5	0.458
2 nd	Weekly Average	28.4	56.3	6.0	12.1	0.464
3 rd	Weekly Average	24.2	48.2	5.7	11.0	0.392
4 th	Weekly Average	19.5	42.2	5.2	10.3	0.335
LOCATION : Near H2 Gas Cylinder Shed						
Name of Week	Particulars	PM2.5 ($\mu\text{g}/\text{m}^3$)	PM10 ($\mu\text{g}/\text{m}^3$)	SO2 ($\mu\text{g}/\text{m}^3$)	NO2 ($\mu\text{g}/\text{m}^3$)	CO (mg/m^3)
1 st	Weekly Average	26.3	55.0	6.9	12.5	0.490
2 nd	Weekly Average	29.5	60.3	6.6	14.3	0.518
3 rd	Weekly Average	30.9	62.4	7.9	13.7	0.538
4 th	Weekly Average	28.8	58.5	7.0	11.5	0.474
LOCATION : Near Watch Tower 22 (Cement Grinding Unit)						
Name of Week	Particulars	PM2.5 ($\mu\text{g}/\text{m}^3$)	PM10 ($\mu\text{g}/\text{m}^3$)	SO2 ($\mu\text{g}/\text{m}^3$)	NO2 ($\mu\text{g}/\text{m}^3$)	CO (mg/m^3)
1 st	Weekly Average	26.0	54.2	5.8	11.4	0.470
2 nd	Weekly Average	30.9	65.1	7.3	13.9	0.533
3 rd	Weekly Average	33.0	66.8	7.8	14.5	0.507
4 th	Weekly Average	25.5	51.5	6.4	11.6	0.448
LOCATION : Near Fuel Storage Tank						
Name of Week	Particulars	PM2.5 ($\mu\text{g}/\text{m}^3$)	PM10 ($\mu\text{g}/\text{m}^3$)	SO2 ($\mu\text{g}/\text{m}^3$)	NO2 ($\mu\text{g}/\text{m}^3$)	CO (mg/m^3)
1 st	Weekly Average	34.6	65.2	7.3	12.4	0.563
2 nd	Weekly Average	37.9	70.5	8.9	15.8	0.598
3 rd	Weekly Average	29.3	60.5	7.0	13.3	0.502
4 th	Weekly Average	30.4	61.4	8.0	12.9	0.510

For Jaypee Nigrie Super Thermal Power Plant


Authorized Signatory

JAYPEE NIGRIE SUPER THERMAL POWER PLANT

(A Division of Jaiprakash Power Ventures Limited)


QUARTERLY REPORT OF PARTICULATE MATTER EMISSION FROM POINT SOURCE (STACK)

Annexure - II

Month - April 2022 to June 2022

S.NO.	UNIT STACK ATTACHED WITH PCE (POLLUTION CONTROLLING EQUIPMENT)	DUST CONC. (mg/Nm ³)		
		Apr-22	May-22	Jun-22
1	Unit - I (1X660 MW) - ESP	40.96	40.84	38.83
2	Unit - II (1X660 MW) - ESP	40.88	39.34	42.15

For Jaypee Nigrie Super Thermal Power Plant


Authorized Signatory

JAYPEE NIGRIE SUPER THERMAL POWER PLANT
(A Division of Jaiprakash Power Ventures Limited)


Annexure - III

QUATERLY ETP TREATED (RO - Permeate) WATER ANALYSIS REPORT

Period : April - 2022 to June - 2022

Sr. No.	Testing Parameters	Norms as per MPPCB	Observed value		
			Apr-22	May-22	Jun-22
1	pH (at 25°C Temp.)	5.5 - 9.0	7.58	7.75	7.66
2	SS (mg/l)	100.0	NIL	NIL	NIL
3	BOD (mg/l) 3rd days at 27°C	30.0	NIL	NIL	NIL
4	COD (mg/l)	250.0	6.40	9.60	5.76
5	O & G (mg/l)	10.0	NIL	NIL	NIL
6	TDS (mg/l)	2100.0	14.5	12.6	11.2
7	Chlorides (mg/l)	1000.0	5.36	4.96	4.17

For Jaypee Nigrie Super Thermal Power Plant


Authorized Signatory

JAYPEE NIGRIE SUPER THERMAL POWER PLANT
(A Division of Jaiprakash Power Ventures Limited)


Annexure - IIIA

QUATERLY STP TREATED WATER ANALYSIS REPORT

Period : April - 2022 to June - 2022

Sr. No.	Testing Parameters	Norms as per MPPCB	Observed value (STP - 100 KLD)			Observed value (STP - 1000 KLD)		
			Apr-22	May-22	Jun-22	Apr-22	May-22	Jun-22
1	pH (at 25°C Temp.)	5.5 - 9.0	7.45	7.62	7.51	7.16	7.50	7.42
2	S.S (mg/l)	100.0	18.0	13.0	15.0	23.0	19.0	17.0
3	BOD (mg/l) 3rd days at 27°C	30.0	10.0	8.0	9.0	17.0	14.0	11.0
4	COD (mg/l)	250.0	34.5	48.0	54.4	52.6	73.6	64.0
5	O & G (mg/l)	10.0	1.45	1.60	1.70	1.90	2.00	2.20

For Jaypee Nigrie Super Thermal Power Plant


Authorized Signatory