

JNCGU/ENV/2021/01

Date-05.04.2021

To  
The Member Secretary,  
M.P. Pollution Control Board,  
Parayavaran Parisar, E-5 Arera Colony  
Bhopal (M.P.) - 462016


**Subject: - Quarterly Air & Water Monitoring Report under Air & Water (Prevention & Control of Pollution) Act 1981 & 1974 respectively.**

Dear Sir,

Please find enclosed herewith Ambient Air Quality, Stack Monitoring Reports for the **Quarter (January 2021 - March 2021)** for Jaypee Nigrie Cement Grinding Unit of M/s. Jaiprakash Power Ventures Ltd.

Thanking You,

Yours Sincerely,  
**For Jaypee Nigrie Cement Grinding Unit**  
(A Unit of Jaiprakash Power Ventures Ltd.)



**Vinod Sharma**  
**Sr. President**

Encl: - As Above

**CC. Regional Officer,**  
M.P. Pollution Control Board,  
Bhakuar, Naugadh,  
District : Singrauli (MP) - 486669

- For kind information please.


**JAYPEE NIGRIE CEMENT GRINDING UNIT**  
(A Unit of Jaiprakash Power Ventures Limited)

**AMBIENT AIR QUALITY MONITORING REPORT**

**MONTH: January 2021**

LOCATION : Near STP -(Colony Area)						
Name of Week	Particulars	PM2.5 ( $\mu\text{g}/\text{m}^3$ )	PM10 ( $\mu\text{g}/\text{m}^3$ )	SO2 ( $\mu\text{g}/\text{m}^3$ )	NO2 ( $\mu\text{g}/\text{m}^3$ )	CO ( $\text{mg}/\text{m}^3$ )
1 <sup>st</sup>	Weekly Average	15.6	47.6	5.0	10.1	0.404
2 <sup>nd</sup>	Weekly Average	16.8	37.1	4.1	11.3	0.338
3 <sup>rd</sup>	Weekly Average	17.8	41.0	4.8	9.9	0.447
4 <sup>th</sup>	Weekly Average	12.9	34.5	3.7	10.4	0.322
LOCATION : Near H2 Gas Cylinder Shed						
Name of Week	Particulars	PM2.5 ( $\mu\text{g}/\text{m}^3$ )	PM10 ( $\mu\text{g}/\text{m}^3$ )	SO2 ( $\mu\text{g}/\text{m}^3$ )	NO2 ( $\mu\text{g}/\text{m}^3$ )	CO ( $\text{mg}/\text{m}^3$ )
1 <sup>st</sup>	Weekly Average	28.7	55.6	8.4	12.9	0.565
2 <sup>nd</sup>	Weekly Average	29.9	63.4	8.0	14.6	0.523
3 <sup>rd</sup>	Weekly Average	19.6	50.6	5.8	11.9	0.444
4 <sup>th</sup>	Weekly Average	24.1	49.7	6.2	11.5	0.542
LOCATION : Near Watch Tower 22 (Cement Grinding Unit)						
Name of Week	Particulars	PM2.5 ( $\mu\text{g}/\text{m}^3$ )	PM10 ( $\mu\text{g}/\text{m}^3$ )	SO2 ( $\mu\text{g}/\text{m}^3$ )	NO2 ( $\mu\text{g}/\text{m}^3$ )	CO ( $\text{mg}/\text{m}^3$ )
1 <sup>st</sup>	Weekly Average	31.7	69.7	7.0	13.6	0.610
2 <sup>nd</sup>	Weekly Average	29.2	60.4	7.9	16.1	0.554
3 <sup>rd</sup>	Weekly Average	27.0	54.4	5.7	12.6	0.501
4 <sup>th</sup>	Weekly Average	31.1	62.7	6.2	14.4	0.436
LOCATION : Near Fuel Storage Tank						
Name of Week	Particulars	PM2.5 ( $\mu\text{g}/\text{m}^3$ )	PM10 ( $\mu\text{g}/\text{m}^3$ )	SO2 ( $\mu\text{g}/\text{m}^3$ )	NO2 ( $\mu\text{g}/\text{m}^3$ )	CO ( $\text{mg}/\text{m}^3$ )
1 <sup>st</sup>	Weekly Average	35.2	72.7	8.9	16.0	0.698
2 <sup>nd</sup>	Weekly Average	27.8	57.9	7.8	14.4	0.614
3 <sup>rd</sup>	Weekly Average	26.8	58.7	6.0	13.8	0.517
4 <sup>th</sup>	Weekly Average	29.7	56.8	7.4	11.8	0.524

For Jaypee Nigrie Cement Grinding Unit

  
 Authorized Signatory


**JAYPEE NIGRIE CEMENT GRINDING UNIT**  
(A Unit of Jaiprakash Power Ventures Limited)

**AMBIENT AIR QUALITY MONITORING REPORT**

**MONTH: February 2021**

LOCATION : Near STP - (Colony Area)						
Name of Week	Particulars	PM2.5 ( $\mu\text{g}/\text{m}^3$ )	PM10 ( $\mu\text{g}/\text{m}^3$ )	SO2 ( $\mu\text{g}/\text{m}^3$ )	NO2 ( $\mu\text{g}/\text{m}^3$ )	CO ( $\text{mg}/\text{m}^3$ )
1 <sup>st</sup>	Weekly Average	19.6	46.6	7.1	12.0	0.367
2 <sup>nd</sup>	Weekly Average	20.9	43.0	6.3	11.2	0.449
3 <sup>rd</sup>	Weekly Average	17.6	44.3	6.0	9.2	0.307
4 <sup>th</sup>	Weekly Average	17.2	36.7	3.3	10.9	0.350
LOCATION : Near H2 Gas Cylinder Shed						
Name of Week	Particulars	PM2.5 ( $\mu\text{g}/\text{m}^3$ )	PM10 ( $\mu\text{g}/\text{m}^3$ )	SO2 ( $\mu\text{g}/\text{m}^3$ )	NO2 ( $\mu\text{g}/\text{m}^3$ )	CO ( $\text{mg}/\text{m}^3$ )
1 <sup>st</sup>	Weekly Average	26.0	55.8	7.7	11.3	0.469
2 <sup>nd</sup>	Weekly Average	31.9	58.6	9.5	16.2	0.489
3 <sup>rd</sup>	Weekly Average	19.6	50.6	5.8	11.9	0.444
4 <sup>th</sup>	Weekly Average	18.0	47.6	6.8	12.8	0.488
LOCATION : Near Watch Tower 22 (Cement Grinding Unit)						
Name of Week	Particulars	PM2.5 ( $\mu\text{g}/\text{m}^3$ )	PM10 ( $\mu\text{g}/\text{m}^3$ )	SO2 ( $\mu\text{g}/\text{m}^3$ )	NO2 ( $\mu\text{g}/\text{m}^3$ )	CO ( $\text{mg}/\text{m}^3$ )
1 <sup>st</sup>	Weekly Average	28.1	63.0	6.2	13.6	0.520
2 <sup>nd</sup>	Weekly Average	27.9	57.4	8.3	14.5	0.668
3 <sup>rd</sup>	Weekly Average	21.8	49.3	4.8	9.3	0.434
4 <sup>th</sup>	Weekly Average	26.3	56.2	6.9	11.4	0.460
LOCATION : Near Fuel Storage Tank						
Name of Week	Particulars	PM2.5 ( $\mu\text{g}/\text{m}^3$ )	PM10 ( $\mu\text{g}/\text{m}^3$ )	SO2 ( $\mu\text{g}/\text{m}^3$ )	NO2 ( $\mu\text{g}/\text{m}^3$ )	CO ( $\text{mg}/\text{m}^3$ )
1 <sup>st</sup>	Weekly Average	37.5	73.4	7.9	18.2	0.577
2 <sup>nd</sup>	Weekly Average	33.8	63.5	8.5	15.2	0.583
3 <sup>rd</sup>	Weekly Average	29.8	62.2	8.8	13.6	0.558
4 <sup>th</sup>	Weekly Average	23.9	53.0	7.2	10.0	0.609

For Jaypee Nigrie Cement Grinding Unit


  
Authorized Signatory

**JAYPEE NIGRIE CEMENT GRINDING UNIT**  
(A Unit of Jaiprakash Power Ventures Limited)  
**AMBIENT AIR QUALITY MONITORING REPORT**

MONTH: March 2021

LOCATION : Near STP -(Colony Area)						
Name of Week	Particulars	PM2.5 ( $\mu\text{g}/\text{m}^3$ )	PM10 ( $\mu\text{g}/\text{m}^3$ )	SO2 ( $\mu\text{g}/\text{m}^3$ )	NO2 ( $\mu\text{g}/\text{m}^3$ )	CO ( $\text{mg}/\text{m}^3$ )
1 <sup>st</sup>	Weekly Average	20.7	46.8	7.0	11.7	0.429
2 <sup>nd</sup>	Weekly Average	22.5	44.5	6.2	10.7	0.471
3 <sup>rd</sup>	Weekly Average	17.7	39.9	4.3	9.0	0.384
4 <sup>th</sup>	Weekly Average	27.3	61.8	8.6	12.2	0.500
LOCATION : Near H2 Gas Cylinder Shed						
Name of Week	Particulars	PM2.5 ( $\mu\text{g}/\text{m}^3$ )	PM10 ( $\mu\text{g}/\text{m}^3$ )	SO2 ( $\mu\text{g}/\text{m}^3$ )	NO2 ( $\mu\text{g}/\text{m}^3$ )	CO ( $\text{mg}/\text{m}^3$ )
1 <sup>st</sup>	Weekly Average	27.8	59.3	5.7	10.7	0.368
2 <sup>nd</sup>	Weekly Average	34.5	61.1	11.2	15.2	0.494
3 <sup>rd</sup>	Weekly Average	21.4	52.3	8.9	11.4	0.641
4 <sup>th</sup>	Weekly Average	36.2	69.5	10.0	16.4	0.632
LOCATION : Near Watch Tower 22 (Cement Grinding Unit)						
Name of Week	Particulars	PM2.5 ( $\mu\text{g}/\text{m}^3$ )	PM10 ( $\mu\text{g}/\text{m}^3$ )	SO2 ( $\mu\text{g}/\text{m}^3$ )	NO2 ( $\mu\text{g}/\text{m}^3$ )	CO ( $\text{mg}/\text{m}^3$ )
1 <sup>st</sup>	Weekly Average	30.0	65.4	5.9	13.2	0.473
2 <sup>nd</sup>	Weekly Average	28.8	58.8	8.0	15.1	0.588
3 <sup>rd</sup>	Weekly Average	31.3	57.1	6.8	11.2	0.500
4 <sup>th</sup>	Weekly Average	34.0	72.5	9.4	15.4	0.555
LOCATION : Near Fuel Storage Tank						
Name of Week	Particulars	PM2.5 ( $\mu\text{g}/\text{m}^3$ )	PM10 ( $\mu\text{g}/\text{m}^3$ )	SO2 ( $\mu\text{g}/\text{m}^3$ )	NO2 ( $\mu\text{g}/\text{m}^3$ )	CO ( $\text{mg}/\text{m}^3$ )
1 <sup>st</sup>	Weekly Average	40.6	77.9	8.9	17.9	0.528
2 <sup>nd</sup>	Weekly Average	37.7	70.9	8.2	16.1	0.559
3 <sup>rd</sup>	Weekly Average	30.6	57.6	6.0	13.4	0.595
4 <sup>th</sup>	Weekly Average	43.6	75.2	9.3	13.9	0.553

For Jaypee Nigrie Cement Grinding Unit

  
Authorized Signatory

JAYPEE NIGRIE CEMENT GRINDING UNIT  
(A Division of Jaiprakash Power Ventures Limited)

Annexure - II

QUARTERLY REPORT OF PARTICULATE MATTER EMISSION FROM POINT SOURCE (STACK)

Month - January 2021 - March 2021

Sr.No.	UNIT STACK ATTACHED WITH PCE (POLLUTION CONTROLLING EQUIPMENT)	DUST CONC. (mg/Nm <sup>3</sup> )		
		Jan-21	Feb-21	Mar-21
1	Roller Press	Shutdown	Shutdown	1.85
2	Cement Mill	Shutdown	Shutdown	1.42

For Jaypee Nigrie Cement Grinding Unit

  
Authorized Signatory