

JNCGU/ENV/2023-24/03

Date-15.01.2024

To
The Member Secretary,
M.P. Pollution Control Board,
Parayavaran Parisar, E-5 Arera Colony
Bhopal (M.P.) - 462016


Subject: - Quarterly Monitoring Report under Air & Water (Prevention & Control of Pollution) Act 1981 & 1974 respectively.

Dear Sir,

Please find enclosed herewith Ambient Air Quality and Stack Emission Monitoring Reports for the Quarter (Oct, 2023-Dec, 2023) for Jaypee Nigrie Cement Grinding Unit (A Unit of Jaiprakash Power Ventures Ltd.)

Thanking You,

Yours Sincerely,
For Jaypee Nigrie Cement Grinding Unit
(A Unit of Jaiprakash Power Ventures Ltd.)


Vinod Sharma
(Unit Head)

Encl: - As Above
CC. **Regional Officer**
Control Board,
Bhakuar, Naugadh,
District: Singrauli (MP) - 486669

- For kind information please.M.P. Pollution

Annexure - I


JAYPEE NIGRIE CEMENT GRINDING UNIT
(A Unit of Jaiprakash Power Ventures Limited)

AMBIENT AIR QUALITY MONITORING REPORT

MONTH: October 2023

LOCATION : Near STP -(Colony Area)						
Name of Week	Particulars	PM _{2.5} (µg/m ³)	PM ₁₀ (µg/m ³)	SO ₂ (µg/m ³)	NO ₂ (µg/m ³)	CO (mg/m ³)
1 st	Weekly Average	24.7	48.7	6.7	12.6	0.45
2 nd	Weekly Average	25.9	51.0	7.1	12.7	0.48
3 rd	Weekly Average	24.8	48.3	6.7	12.7	0.46
4 th	Weekly Average	28.4	57.1	7.9	13.8	0.52
LOCATION : Near H2 Gas Cylinder Shed						
Name of Week	Particulars	PM _{2.5} (µg/m ³)	PM ₁₀ (µg/m ³)	SO ₂ (µg/m ³)	NO ₂ (µg/m ³)	CO (mg/m ³)
1 st	Weekly Average	26.3	52.2	7.0	13.9	0.56
2 nd	Weekly Average	28.0	55.4	7.6	13.8	0.58
3 rd	Weekly Average	26.5	52.2	7.1	13.8	0.56
4 th	Weekly Average	30.6	61.4	8.3	15.2	0.63
LOCATION : Near Watch Tower 22 (Cement Grinding Unit)						
Name of Week	Particulars	PM _{2.5} (µg/m ³)	PM ₁₀ (µg/m ³)	SO ₂ (µg/m ³)	NO ₂ (µg/m ³)	CO (mg/m ³)
1 st	Weekly Average	25.7	50.5	6.7	13.2	0.54
2 nd	Weekly Average	27.5	54.6	7.3	13.8	0.57
3 rd	Weekly Average	27.6	55.2	7.3	13.9	0.57
4 th	Weekly Average	29.8	60.3	8.3	15.3	0.62
LOCATION : Near Fuel Storage Tank						
Name of Week	Particulars	PM _{2.5} (µg/m ³)	PM ₁₀ (µg/m ³)	SO ₂ (µg/m ³)	NO ₂ (µg/m ³)	CO (mg/m ³)
1 st	Weekly Average	26.6	52.9	7.3	14.3	0.56
2 nd	Weekly Average	28.4	58.8	8.0	14.9	0.61
3 rd	Weekly Average	28.4	56.8	7.9	14.8	0.59
4 th	Weekly Average	31.3	63.1	8.7	16.0	0.64

For Jaypee Nigrie Cement Grinding Unit


 15/10/24
 Authorized Signatory


JAYPEE NIGRIE CEMENT GRINDING UNIT
(A Unit of Jaiprakash Power Ventures Limited)

AMBIENT AIR QUALITY MONITORING REPORT

MONTH: November 2023

LOCATION : Near STP - (Colony Area)						
Name of Week	Particulars	PM _{2.5} (µg/m ³)	PM ₁₀ (µg/m ³)	SO ₂ (µg/m ³)	NO ₂ (µg/m ³)	CO (mg/m ³)
1 st	Weekly Average	26.1	51.6	7.3	13.0	0.49
2 nd	Weekly Average	26.4	53.4	7.4	13.7	0.48
3 rd	Weekly Average	24.3	48.7	6.7	12.7	0.47
4 th	Weekly Average	27.9	55.3	7.7	13.8	0.51
LOCATION : Near H2 Gas Cylinder Shed						
Name of Week	Particulars	PM _{2.5} (µg/m ³)	PM ₁₀ (µg/m ³)	SO ₂ (µg/m ³)	NO ₂ (µg/m ³)	CO (mg/m ³)
1 st	Weekly Average	27.7	53.8	7.5	14.2	0.58
2 nd	Weekly Average	26.3	52.5	7.2	13.8	0.56
3 rd	Weekly Average	31.3	62.8	8.6	15.2	0.65
4 th	Weekly Average	26.4	52.5	7.0	13.4	0.57
LOCATION : Near Watch Tower 22 (Cement Grinding Unit)						
Name of Week	Particulars	PM _{2.5} (µg/m ³)	PM ₁₀ (µg/m ³)	SO ₂ (µg/m ³)	NO ₂ (µg/m ³)	CO (mg/m ³)
1 st	Weekly Average	27.3	55.1	7.6	14.3	0.56
2 nd	Weekly Average	31.3	62.7	8.6	15.5	0.66
3 rd	Weekly Average	25.8	51.0	6.9	13.4	0.59
4 th	Weekly Average	28.0	56.0	7.7	14.3	0.60
LOCATION : Near Fuel Storage Tank						
Name of Week	Particulars	PM _{2.5} (µg/m ³)	PM ₁₀ (µg/m ³)	SO ₂ (µg/m ³)	NO ₂ (µg/m ³)	CO (mg/m ³)
1 st	Weekly Average	26.8	54.7	7.6	14.6	0.58
2 nd	Weekly Average	29.7	62.0	8.4	15.8	0.61
3 rd	Weekly Average	32.2	65.0	8.9	16.4	0.68
4 th	Weekly Average	27.0	52.8	7.6	14.1	0.61

For Jaypee Nigrie Cement Grinding Unit


 15/01/24
 Authorized Signatory

JAYPEE NIGRIE CEMENT GRINDING UNIT
(A Unit of Jaiprakash Power Ventures Limited)

AMBIENT AIR QUALITY MONITORING REPORT

MONTH: December 2023

LOCATION : Near STP -(Colony Area)						
Name of Week	Particulars	PM _{2.5} (µg/m ³)	PM ₁₀ (µg/m ³)	SO ₂ (µg/m ³)	NO ₂ (µg/m ³)	CO (mg/m ³)
1 st	Weekly Average	25.2	48.9	6.7	12.7	0.48
2 nd	Weekly Average	28.5	57.7	8.1	14.0	0.56
3 rd	Weekly Average	27.2	54.5	7.5	13.6	0.54
4 th	Weekly Average	29.0	57.5	8.1	14.2	0.56
LOCATION : Near H2 Gas Cylinder Shed						
Name of Week	Particulars	PM _{2.5} (µg/m ³)	PM ₁₀ (µg/m ³)	SO ₂ (µg/m ³)	NO ₂ (µg/m ³)	CO (mg/m ³)
1 st	Weekly Average	25.4	50.7	6.9	13.2	0.54
2 nd	Weekly Average	27.0	54.1	7.5	13.9	0.59
3 rd	Weekly Average	30.0	60.1	8.2	14.7	0.64
4 th	Weekly Average	31.0	61.1	8.4	15.1	0.65
LOCATION : Near Watch Tower 22 (Cement Grinding Unit)						
Name of Week	Particulars	PM _{2.5} (µg/m ³)	PM ₁₀ (µg/m ³)	SO ₂ (µg/m ³)	NO ₂ (µg/m ³)	CO (mg/m ³)
1 st	Weekly Average	28.1	55.9	6.9	13.3	0.57
2 nd	Weekly Average	29.5	59.1	8.3	14.9	0.63
3 rd	Weekly Average	28.9	58.7	7.8	14.4	0.61
4 th	Weekly Average	31.1	60.9	8.5	15.2	0.66
LOCATION : Near Fuel Storage Tank						
Name of Week	Particulars	PM _{2.5} (µg/m ³)	PM ₁₀ (µg/m ³)	SO ₂ (µg/m ³)	NO ₂ (µg/m ³)	CO (mg/m ³)
1 st	Weekly Average	29.9	60.3	7.7	14.1	0.58
2 nd	Weekly Average	29.3	59.5	8.3	15.8	0.62
3 rd	Weekly Average	29.2	59.0	8.3	15.1	0.64
4 th	Weekly Average	31.9	63.0	8.5	16.2	0.68

For Jaypee Nigrie Cement Grinding Unit



Authorized Signatory

JAYPEE NIGRIE CEMENT GRINDING UNIT
(A Unit of Jaiprakash Power Ventures Limited)

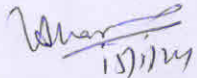
QUARTERLY REPORT OF PARTICULATE MATTER EMISSION FROM POINT SOURCE (STACK)

Period - October 2023 - December 2023

Sr.No.	UNIT STACK ATTACHED WITH PCE (POLLUTION CONTROLLING EQUIPMENT)	AVG. DUST CONC. (mg/Nm ³)		
		Oct-23	Nov-23	Dec-23
1	Roller Press	Shutdown	Shutdown	Shutdown
2	Cement Mill	Shutdown	Shutdown	Shutdown

Note :- Unit has been shutdown during this Quarter (October, 23 -December, 23)

For Jaypee Nigrie Cement Grinding Unit


15/11/23
Authorized Signatory