


[Home](#)[Validate](#)**General information about company**

Scrip code	532627
Name of the company	Jaiprakash Power Venrures Limited
Whether company is SME	No
Class of Security	Equity Shares
Type of report	Quarterly
Quarter Ended / Half year ended/Date of Report (For Prelisting / Allotment)	30-09-2017
Date of allotment / extinguishment (in case Capital Restructuring selected) / Listing Date	
Shareholding pattern filed under	Regulation 31 (1) (b)



[Home](#)[Validate](#)

Sr. No.	Particular	Yes/No
1	Whether the Listed Entity has issued any partly paid up shares?	No
2	Whether the Listed Entity has issued any Convertible Securities ?	Yes
3	Whether the Listed Entity has issued any Warrants ?	No
4	Whether the Listed Entity has any shares against which depository receipts are issued?	No
5	Whether the Listed Entity has any shares in locked-in?	Yes
6	Whether any shares held by promoters are pledge or otherwise encumbered?	Yes
7	Whether company has equity shares with differential voting rights?	No



**(I)(a) Statement showing Shareholding Pattern**

**Name of the Company : Jaiprakash Power Ventures Limited**


**Scrip Code, Name of the scrip, class of security : JPPOWER**

**As on Date : 30-Sep-2011**

Partly paid-up shares	No. of partly paid-up shares	As a % of total no. of partly paid-up Shares	As a % of total no. of shares of the company
Held by promoter/promoter group	0	0.00	0.00
Held by public	0	0.00	0.00
<b>Total</b>	<b>0</b>	<b>0.00</b>	<b>0.00</b>
Outstanding convertible securities	No. of outstanding securities	As a % of total no. of outstanding convertible securities	As a % of total no. of shares of the company, assuming full conversion of the convertible securities
Held by promoter/promoter group	0	0.00	0.00
Held by public	107535026	100.00	4.10
<b>Total</b>	<b>107535026</b>	<b>100.00</b>	<b>4.10</b>
Warrants	No. of warrants	As a % of total no. of warrants	As a % of total no. of shares of the company, assuming full conversion of Warrants
Held by promoter/promoter group	0	0.00	0.00
Held by public	0	0.00	0.00
<b>Total</b>	<b>0</b>	<b>0.00</b>	<b>0.00</b>
Total paid-up capital of the company, assuming full conversion of warrants and convertible securities	27322921490		


**(I)(a) Statement showing Shareholding Pattern**

Sr. no.	Category of shareholder	Number of shareholders	Total number of shares	Number of shares held in dematerialized form	Total shareholding as a percentage of total number of shares		Shares Pledged or otherwise encumbered	
					As a percentage of	As a percentage of	Number of shares	As a percentage
(I)	(II)	(III)	(IV)	(V)	(VI)	(VII)	(VIII)	(IX)



					(A+B) <sup>1</sup> (VI)	(A+B+C) (VII)		(IX) = (VIII) / (IV) * 100
(A)	<b>Promoter and Promoter Group<sup>2</sup></b>							
(1)	<b>Indian</b>							
(c)	Bodies Corporate	2	20076232 24	2007623224	76.49	76.49	12776000 00	63.64
	<b>Sub-Total (B)(1)</b>	56	11823344 1	118233441	4.50	4.50	N.A.	N.A.
	<b>Total Public Shareholding (B)= (B)(1)+(B)(2)</b>	325531	61713389 9	617113483	23.51	23.51	N.A.	N.A.
(d)	Financial Institutions/Banks	0	0	0	0.00	0.00	0	0
	<b>Sub-Total (A)(1)</b>	2	20076232 24	2007623224	76.49	76.49	12776000 00	63.64
(e)	Any Other (Total)	0	0	0	0.00	0.00	0	0
(b)	Individuals - i. Individual Shareholders Holding Nominal Share Capital Up To >Rs. 1 Lakh.	320819	10487659 5	104856179	4.00	4.00	N.A.	N.A.
	<b>Total Shareholding of Promoter and Promoter Group (A)= (A)(1)+(A)(2)</b>	2	20076232 24	2007623224	76.49	76.49	12776000 00	63.64
	<b>TOTAL (A)+(B)</b>	325533	26247571 23	2624736707	100.00	100.00	12776000 00	48.67
(f)	Foreign Institutional Investors	32	39654123	39654123	1.51	1.51	N.A.	N.A.
	<b>Sub-Total (B)(2)</b>	325475	49890045 8	498880042	19.01	19.01	N.A.	N.A.
(g)	Foreign Venture Capital Investors	0	0	0	0.00	0.00	N.A.	N.A.
(C1)	Promoter and	0	0	0	N.A.	0.00	N.A.	N.A.

	Promoter Group							
(d)	Any Other (Total)	1465	353190237	353190237	13.46	13.46	N.A.	N.A.
<b>(B)</b>	<b>Public shareholding<sup>3</sup></b>							
<b>(1)</b>	<b>Institutions</b>							
(a)	Mutual Funds/UTI	5	12181811	12181811	0.46	0.46	N.A.	N.A.
(C)	Shares held by Custodians and against which Depository Receipts have been issued	0	0	0	N.A.	0.00	N.A.	N.A.
(d1)	NRI	1448	1665012	1665012	0.06	0.06	N.A.	N.A.
	<b>Sub-Total (A)(2)</b>	0	0	0	0.00	0.00	0	0.00
C2	Public	0	0	0	N.A.	0.00	N.A.	N.A.
(c)	Central Government/State Government(s)	0	0	0	0.00	0.00	N.A.	N.A.
(d)	Venture Capital Funds	0	0	0	0.00	0.00	N.A.	N.A.
<b>(2)</b>	<b>Foreign</b>							
(a)	Individuals (Non-Resident Individuals/Foreign Individuals)	0	0	0	0.00	0.00	0	0.00
(e)	Insurance Companies	0	0	0	0.00	0.00	N.A.	N.A.
(i)	Any Other (Total)	0	0	0	0.00	0.00	N.A.	N.A.
<b>(2)</b>	<b>Non-institutions</b>							
(a)	Bodies Corporate	2738	26393593	26393593	1.01	1.01	N.A.	N.A.
(a)	Individuals/Hindu Undivided Family	0	0	0	0.00	0.00	0	0
(b)	Bodies Corporate	0	0	0	0.00	0.00	0	0.00
(d2)	TRUST	17	35152522	351525225	13.39	13.39	N.A.	N.A.



)			5					
	<b>GRAND TOTAL (A)+(B)+(C)</b>	325533	26247571 23	2624736707	N.A.	100.00	12776000 00	48.67
(b)	Central Government/State Government(s)	0	0	0	0.00	0.00	0	0
(c)	Institutions	0	0	0	0.00	0.00	0	0.00
(b)	Financial Institutions/Banks	19	66397507	66397507	2.53	2.53	N.A.	N.A.
	Individuals - ii. Individual Shareholders Holding Nominal Share Capital In Excess Of Rs. 1 Lakh	453	14440033	14440033	0.55	0.55	N.A.	N.A.
(e)	Any Other (Total)	0	0	0	0.00	0.00	0	0.00

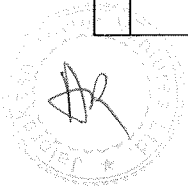
<sup>1</sup>For determining public shareholding for the purpose of Clause 40A.

<sup>2</sup>For definitions of "Promoter" and "Promoter Group", refer to Clause 40A.

<sup>3</sup>For definitions of "Public Shareholding", refer to Clause 40A.

**(I)(b) Statement showing Shareholding of persons belonging to the category "Promoter and Promoter Group"**

S r. N o.  (I)	Name of the shareholder  (II)	PAN of the Shareholder  (III)	Total Shares held		Shares pledged or otherwise encumbered			Details of warrants		Details of convertible securities		Total shares (includ ing underl ying shares assumi ng full conver sion of warrant s and conver tible
			Numbe r  (IV)	as a % of gra nd total  (A) + (B) + (C)	Numbe r  (VI)	as a percen tage  (VII) = (VI) / (IV)*1 00	as a % of gra nd total  (A) + (B) + (C)	Num ber of warran ts held (XI)	As a % total numbe r of warran ts of the same class (X)	Numbe r of conver tible securiti es held (XI)	As a % total numbe r of conver tible securiti es of the same class (XII)	



			(V)			of sub-clause (I)(a) (VI II)						securities as a % of diluted share capital (XIII)
1	Jaiprakash Associates Ltd.		1783000600	67.93	1277600000	71.65	48.67	0	0	0	0	0
2	Jaypee Ventures Pvt. Ltd.		224622624	8.56	0	0.00	0.00	0	0	0	0	0
	TOTAL		2007623224	76.49	1277600000	63.64	48.67	0	0.00	0	0.00	0.00


**I)(c) Statement showing Shareholding of persons belonging to the category "Public" and holding more than 1% of the total number of shares**

Sr. No.	Name of the shareholder	PAN of the Shareholder	Number of shares	Shares as a percentage of total number of shares {i.e., Grand Total (A)+(B)+(C) indicated in Statement at para (I)(a) above}	Details of warrants		Details of convertible securities		Total shares (including underlying shares assuming full conversion of warrants and convertible securities) as a % of diluted	
					Number of warrants held	As a % total number of warrants of the same class	Number of convertible securities held	% w.r.t total number of convertible securities of the same class		
	Narash Chander		344076923	1311			0	0	0	0

	Talwar Jointly with Ravinder Mohan Chaudha (JP VL TRUST)								
	TOTAL		3440 7692 3	1 3 1 1		0 0 0	0	0 0 0	0 0 0

**I)(c) Statement showing Shareholding of persons belonging to the category "Public" and holding more than 5% of the total number of shares**

Sr. No.	Name of the shareholder	PAN of the Shareholder	Number of shares	Shares as a percentage of total number of shares {i.e., Grand Total (A)+(B)+(C) indicated in Statement at para (I)(a) above}	Details of warrants		Details of convertible securities		Total shares (including underlying shares assuming full conversion of warrants and convertible securities) as a % of diluted
					Number of warrants held	As a % total number of warrants of the same class	Number of convertible securities held	% w.r.t total number of convertible securities of the same class	
	TOTAL			0.0 0	0	0.0 0	0	0.0 0	0.0 0





						0		0	0
--	--	--	--	--	--	---	--	---	---

**(I)(d) Statement showing details of locked-in shares**

Sr. No.	Name of the shareholder	PAN of the Shareholder	Number of locked-in shares	Locked-in shares as a percentage of total number of shares {i.e., Grand Total (A)+(B)+(C) indicated in Statement at para (I)(a) above}
1	Jaiprakash Associates Ltd.		436259231	16.62
	TOTAL		436259231	16.62

**(II)(a) Statement showing details of Depository Receipts (DRs)**

Sr. No.	Type of outstanding DR (ADRs, GDRs, SDRs, etc.)	Number of outstanding DRs	Number of shares underlying outstanding DRs	Shares underlying outstanding DRs as a percentage of total number of shares {i.e., Grand Total (A)+(B)+(C) indicated in Statement at para (I)(a) above}
	TOTAL	0	0	0.00

**(II)(b) Statement showing holding of Depository Receipts (DRs), where underlying shares held by 'promoter/promoter group' are in excess of 1% of the total number of shares**

Sr. No.	Name of the DR Holder	Type of outstanding DR (ADRs, GDRs, SDRs, etc.)	Number of shares underlying outstanding DRs	Shares underlying outstanding DRs as a percentage of total number of shares {i.e., Grand Total (A)+(B)+(C) indicated in Statement at para (I)(a) above}
		TOTAL	0	0.00

**(III) (a) Statement showing the voting pattern of shareholders, if more than one class of shares/securities is issued by the issuer.**

Sr. no.	Category of shareholder	Number of Voting Rights held in each class of securities	Total Voting Rights (III+IV+V)	Total Voting Rights i.e. (VI)



(I)	(II)	Class X (III)	Class Y (IV)	Class Z (V)	(VI)	As a percentage of (A+B) (VII)	As a percentage of (A+B+C) (VIII)
<b>(A)</b>	<b>Promoter and Promoter Group<sup>2</sup></b>						
<b>(1)</b>	<b>Indian</b>						
(a)	Individuals/Hindu Undivided Family	0	0	0	0.00	0.00	0.00
(b)	Central Government/State Government(s)	0	0	0	0.00	0.00	0.00
(c)	Bodies Corporate	0	0	0	0.00	0.00	0.00
(d)	Financial Institutions/Banks	0	0	0	0.00	0.00	0.00
(e)	Any Other (Total)	0	0	0	0.00	0.00	0.00
	<b>Sub-Total (A)(1)</b>	0.00	0.00	0.00	0	0.00	0.00
<b>(2)</b>	<b>Foreign</b>						
(a)	Individuals (Non-Resident Individuals/Foreign Individuals)	0	0	0	0.00	0.00	0.00
(b)	Bodies Corporate	0	0	0	0.00	0.00	0.00
(c)	Institutions	0	0	0	0.00	0.00	0.00
(e)	Any Other (Total)	0	0	0	0.00	0.00	0.00
	<b>Sub-Total (A)(2)</b>	0.00	0.00	0.00	0.00	0.00	0.00
	<b>Total Shareholding of Promoter and Promoter Group (A)= (A)(1)+(A)(2)</b>	0.00	0.00	0.00	0	0.00	0.00
<b>(B)</b>	<b>Public shareholding</b>						
<b>(1)</b>	<b>Institutions</b>						
(a)	Mutual Funds/UTI	0	0	0	0.00	0.00	0.00
(b)	Financial Institutions/Banks	0	0	0	0.00	0.00	0.00
(c)	Central Government/State Government(s)	0	0	0	0.00	0.00	0.00
(d)	Venture Capital Funds	0	0	0	0.00	0.00	0.00
(e)	Insurance Companies	0	0	0	0.00	0.00	0.00
(f)	Foreign Institutional Investors	0	0	0	0.00	0.00	0.00
(g)	Foreign Venture Capital Investors	0	0	0	0.00	0.00	0.00
(h)	Any Other (Total)	0	0	0	0.00	0.00	0.00
	<b>Sub-Total (B)(1)</b>	0.00	0.00	0.00	0	0.00	0.00
<b>(2)</b>	<b>Non-institutions</b>						
(a)	Bodies Corporate	0	0	0	0.00	0.00	0.00

(b)	Individuals - i. Individual Shareholders Holding Nominal Share Capital Up To >Rs. 1 Lakh.	0	0	0	0.00	0.00	0.00
	Individuals - ii. Individual Shareholders Holding Nominal Share Capital In Excess Of Rs. 1 Lakh	0	0	0	0.00	0.00	0.00
(d)	Any Other (Total)	0	0	0	0.00	0.00	0.00
	<b>Sub-Total (B)(2)</b>	0.00	0.00	0.00	0.00	0.00	0.00
	<b>Total Public Shareholding (B)= (B)(1)+(B)(2)</b>	0.00	0.00	0.00	0	0.00	0.00
	<b>TOTAL (A)+(B)</b>	0.00	0.00	0.00	0	0.00	0.00
(C)	Shares held by Custodians and against which Depository Receipts have been issued	0	0	0	0.00	0.00	0.00
C1	Promoter and Promoter Group	0	0	0	0.00	0	0
C2	Public	0	0	0	0.00	0	0
	<b>GRAND TOTAL (A)+(B)+(C)</b>	0.00	0.00	0.00	0	0.00	0.00

